



TOPIC: NUMBER CONCEPTS (1-100) NOTEBOOK EX 1

RESOURCE PERSON: Ms. Mariyam L **(ANSWER KEY)**

NAME: _____ CLASS: II SEC: ___ DATE: _____

Q1. Write the number name for the given numerals. Do not forget to begin the number name with a capital letter.

a. 21 - **Twenty one** _____

b. 15 - **Fifteen** _____

c. 66 - **Sixty six** _____

d. 81 - **Eighty one** _____

e. 100 - **One hundred** _____

Q2. Write the numeral for the given number names.

a. Seventy nine - **79** _____

b. Ninety eight - **98** _____

c. Fifty - **50** _____

d. Forty three - **43** _____



LESSON: NUMBER CONCEPTS (101-200) NOTEBOOK EX 2

RESOURCE PERSON: Ms. Mariyam L **(ANSWER KEY)**

NAME: _____ CLASS: II SEC: ___ DATE: _____

Q1. Write the number name for the given numerals. Do not forget to begin the number name with a capital letter.

a. 110 - **One hundred ten** _____

b. 116 - **One hundred sixteen** _____

c. 145 - **One hundred forty five** _____

d. 197 - **One hundred ninety seven** _____

e. 200 - **Two hundred** _____

Q2. Write the numeral for the given numbers.

a. One hundred four - **104** _____

b. One hundred fifty nine - **159** _____

c. One hundred seventy six - **176** _____

d. One hundred eighty - **180** _____

e. One hundred twenty eight - **128** _____



TOPIC: NUMBER CONCEPTS (101-200)


NOTEBOOK EX 3


RESOURCE PERSON: Ms. Mariyam L


(ANSWER KEY)

NAME: _____ CLASS: II SEC: ___ DATE: _____

Q 1. Ring the greatest number and cross out the smallest number in the given set.

a. 

b. 

c. 



TOPIC: NUMBER CONCEPTS (101-200)

NOTEBOOK EX 4

RESOURCE PERSON: Ms. Mariyam L



(ANSWER KEY)



NAME: _____ CLASS: II SEC: ___ DATE: _____



Q1. Write the number before, between and after in the table below.

S.NO	BEFORE	BETWEEN	AFTER
a.	<u>168</u>	169	<u>170</u>
b.	104	<u>105</u>	106
c.	<u>139</u>	140	<u>141</u>

Q2. Write the number before and after for the given number below.

a.  163 

b.  199 

c.  150 



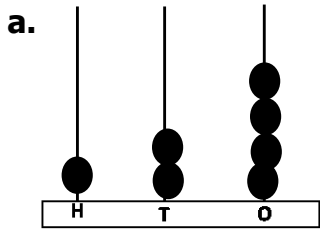
TOPIC: NUMBER CONCEPTS (101-200)
RESOURCE PERSON: Ms. Mariyam L

NOTEBOOK EX 5
(ANSWER KEY)

NAME: _____ CLASS: II SEC: ___ DATE: _____

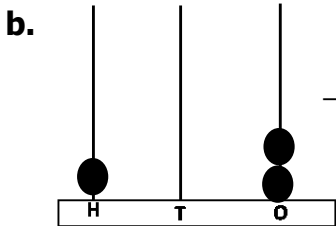
Q1. Look at the given pictures of the abacus and expand the number both the ways.

124



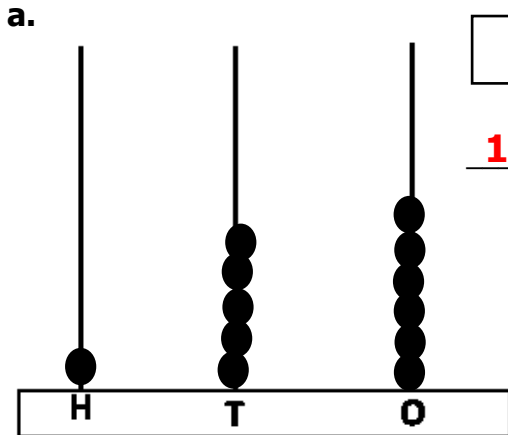
$$\begin{aligned} 124 &= 1 \text{ hundreds} + 2 \text{ tens} + \\ &\quad 4 \text{ ones.} \\ &= 100 + 20 + 4 \end{aligned}$$

102



$$\begin{aligned} 102 &= 1 \text{ hundreds} + 00 \text{ tens} + \\ &\quad 2 \text{ ones.} \\ &= 100 + 00 + 2 \end{aligned}$$

Q2. Draw beads on the abacus and expand both the ways.



156

$$\begin{aligned} 156 &= 1 \text{ hundred} + \\ &\quad 5 \text{ tens} + 6 \text{ ones.} \\ &= 100 + 50 + 6 \end{aligned}$$



TOPIC: NUMBER CONCEPTS (101-200)
RESOURCE PERSON: Ms. Mariyam L

NOTEBOOK EX 6
(ANSWER KEY)

NAME: _____ CLASS: II SEC: ___ DATE: _____

Q1. Write the place and place value of the given number.

NUMBER	a. $\begin{array}{c} 149 \\ \swarrow \quad \downarrow \quad \searrow \end{array}$		
PLACE	Hundreds	Tens	Ones
PLACE VALUE	100	40	9
NUMBER	b. $\begin{array}{c} 195 \\ \swarrow \quad \downarrow \quad \searrow \end{array}$		
PLACE	Hundreds	Tens	Ones
PLACE VALUE	100	90	5
NUMBER	c. $\begin{array}{c} 104 \\ \swarrow \quad \downarrow \quad \searrow \end{array}$		
PLACE	Hundreds	Tens	Ones
PLACE VALUE	100	00	4
NUMBER	d. $\begin{array}{c} 170 \\ \swarrow \quad \downarrow \quad \searrow \end{array}$		
PLACE	Hundreds	Tens	Ones
PLACE VALUE	100	70	0

